

Music- India




Y3 Spring 2

National Curriculum subject content:

- Pupils should be taught:
- play and perform in solo and ensemble contexts, using their voices and playing musical instruments with increasing accuracy, fluency, control and expression
 - improvise and compose music for a range of purposes using the inter-related dimensions of music
 - listen with attention to detail and recall sounds with increasing aural memory
 - use and understand staff and other musical notations
 - appreciate and understand a wide range of high-quality live and recorded music drawn from different traditions and from great composers and musicians
 - develop an understanding of the history of music.



Key Vocabulary:

Bollywood	Indian films that involve singing and dancing, similar to a musical
drone	A long held note usually played on the Tanpura
dynamics	The volume of the music (loud or quiet)
notation	How the music is written down
rag	A series of notes which Indian music uses to create the tune.
sitar	A large, long-necked Indian lute with movable frets 
tabla	A small hand drum 
tanpura	a long-necked plucked string instrument 
tal	A repeated rhythm played over and over on the tabla.
tempo	The speed of the music (fast and slow).

Sequence of Learning:

Objectives (key knowledge):

Lesson 1 To explain an opinion of Indian music	Lesson 2 To be able to improvise using given notes	Lesson 3 To be able to improvise using given notes	Lesson 4 To create a piece of music using a drone, rag and tal	Lesson 5 To perform a piece of music using musical notation
---	---	---	---	--