

Music- Fairy Tales (Timbre and rhythmic pattern)

Y1 Spring 2

National Curriculum subject content:







- Pupils should be taught:
- Use their voices expressively and creatively by singing songs and speaking chants and rhymes
 - Play tuned and untuned instruments musically
 - Listen with concentration and understanding to a range of high-quality live and recorded music
 - Experiment with, create, select and combine sounds using the inter-related dimensions of music

We are listening to a classical 'symphonic fairytale' called 'Peter and the Wolf' composed by Prokofiev in 1936.



A symphony is a piece of music which has been composed to be played by a full orchestra. Symphonies are usually quite long pieces which are divided into parts.

Key Vocabulary:

bassoon	A bass woodwind instrument	
clarinet	A woodwind instrument with single reed	
flute	A woodwind instrument with holes	
french horn	A brass instrument with coil tubes	
oboe	A woodwind instrument with double reed	
pulse	The heartbeat of the music. Sometimes called the 'beat'	
rhythm	A pattern of long and short sounds	
strings	Instruments such as the violin, guitar, harp and piano	
syllables	Notes in a scale eg do, re, mi, fa, sol, la, and ti	
timbre	The quality of sound eg. smooth, scratchy, twinkly	
timpani	Kettledrums	

Sequence of Learning:

Objectives (key knowledge):

Lesson 1 To use voices expressively to speak and chant	Lesson 2 To select suitable instrumental sounds to represent a character	Lesson 3 To compose and play a rhythm	Lesson 4 To recognise how timbre is used to represent characters in a piece of music	Lesson 5 To keep the pulse using untuned instruments
---	---	--	---	---